

CODE	CONTENTS	BUDGET INCLUDED*
	GENERAL FUND	
100	General M & O	<u> X </u>
	SPECIAL REVENUE FUNDS	
220	Forest Reserve Fund	<u> </u>
230-239	Special Project (Local)	<u> </u>
240-249	Special Project (State)	<u> X </u>
250-289	Special Project (Federal)	<u> X </u>
290	Child Nutrition Fund	<u> X </u>
	DEBT SERVICE FUNDS	
310	Bond Redemption & Interest Fund	<u> </u>
	CAPITAL PROJECT FUNDS	
410	Capital Construction Project Fund	<u> </u>
420	Plant Facilities Fund	<u> </u>
430	Plant Facilities - School Bldg Main - Student Occu	<u> </u>
	ENTERPRISE FUNDS	
510	Enterprise Fund	<u> </u>
	INTERNAL SERVICE FUNDS	
610	Internal Service Fund	<u> </u>
710/720	Trust Funds	<u> </u>

* Indicate with an asterisk which reports are included in this document.

2021 - 2022 SCHOOL BUDGET


This document represents the Board of Trustees' estimate of revenues, proposed expenditures and the fund balances of available school funds for the 2021 - 2022 fiscal year. The planning, preparation and presentation of the budget has been directed by the Board of Trustees and the use of these resources will enable the school district to accomplish its goals and objectives for the school year.

In compliance with Section 33-801, Idaho Code, and the policy of the State Superintendent of Public Instruction, this document has been presented at a public hearing in the school district on June 10, 2021 and the Board of Trustees formally adopted this budget on June 10, 2021.

SIGNED:


 SUPERINTENDENT/CHARTER SCHOOL ADMINISTRATOR

Michelle Ball
 CONTACT PERSON (PLEASE PRINT)
michelle.ball@alturasacademy.org
 EMAIL ADDRESS
208.522.5145
 PHONE NUMBER


 CHAIRPERSON OF THE BOARD

Alturas Preparatory Academy
 SCHOOL DISTRICT/CHARTER NAME
June 10, 2021
 DATE
 Copy on file in the Office of the Superintendent of Public Instruction

**SUMMARY STATEMENT 2021 - 2022 SCHOOL BUDGET
ALL FUNDS
ALTURAS PREPARATORY ACADEMY**

GENERAL M & O FUND

ALL OTHER FUNDS

Budget Line	REVENUES	Prior Year Actual 2018-2019	Prior Year Actual 2019-2020	Current Budget 2020-2021	Proposed Budget 2021-2022	Prior Year Actual 2018-2019	Prior Year Actual 2019-2020	Current Budget 2020-2021	Proposed Budget 2021-2022
#01	Beginning Balances	0	0	0	0	0	0	0	0
#39	Local Revenue	0	0	0	500,000CR	0	0	0	0
#41	County Revenue	0	0	0	0	0	0	0	0
#55	State Revenue	0	0	0	2,146,482CR	0	0	0	77,898CR
#68	Federal Revenue	0	0	0	0	0	0	0	222,229CR
#72	Other Sources	0	0	0	0	0	0	0	0
#76	Transfers	0	0	0	0	0	0	0	0
	TOTALS ***	0	0	0	2,646,482CR	0	0	0	300,127CR

GENERAL M & O FUND

ALL OTHER FUNDS

Budget Line	OBJ #	EXPENDITURES	Prior Year Actual 2018-2019	Prior Year Actual 2019-2020	Current Budget 2020-2021	Proposed Budget 2021-2022	Prior Year Actual 2018-2019	Prior Year Actual 2019-2020	Current Budget 2020-2021	Proposed Budget 2021-2022
#60	100	Salaries	0	0	0	1,056,977	0	0	0	85,536
#60	200	Benefits	0	0	0	366,325	0	0	0	0
#60	300	Purchased Services	0	0	0	774,185	0	0	0	164,371
#60	400	Supplies & Materials	0	0	0	145,478	0	0	0	0
#60	500	Capital Outlay	0	0	0	0	0	0	0	39,392
#60	600	Debt Retirement	0	0	0	0	0	0	0	0
#60	700	Insurance & Judgments	0	0	0	12,000	0	0	0	0
#60	800	Transfers	0	0	0	0	0	0	0	0
#62		Contingency Reserve	0	0	0	0	0	0	0	0
#73		Unappropriated Balances	0	0	0	291,517	0	0	0	10,828
		TOTALS ***	0	0	0	2,646,482	0	0	0	300,127

* All transfers-in and transfers-out should net to zero.

*** RETURN THIS PAGE TO THE STATE DEPARTMENT OF EDUCATION ***

**2021 - 2022 BUDGET WORKSHEETS
ESTIMATING M & O STATE SUPPORT REVENUE**

Rev Code

1 Number of Support Units - 2021 - 2022 17.71
(Best 28 Weeks ADA - Units)

2 State Distribution Factor - Per Unit - 2021-2022 \$ \$ 29,542

3 Entitlement (line 1 x line 2) \$ 523,189

4 Salary Apportionment: 1st Reporting Period Units 17.71
(From SBA Template)

Administrative Index	Average Instructional Salary	Average Pupil Services Salary	Total SBA plus Allowances from SBA Template
1.39290	\$45,406	\$50,370	\$ 1,121,880

5 Estimated Base Support (line 3 + line 4) \$ 1,645,069 431100

6 Add: Benefit Apportionment \$ 216,630 431800

7 Add: Approved Border Contracts \$ 0 431500

8 Add: Approved Exceptional Child Support \$ 0 431400

9 Add: Approved Tuition Equivalency \$ 0 431600

10 Add: Transportation Allowance \$ 78,975 431200

11 Adjustments \$

12 Total Estimated SDE State Support \$ 1,940,674
(lines 5 + 6 + 7 + 8 + 9 + 10 + 11)

Revenue in Lieu of Taxes:
(n/a for District Charters)

13 Agricultural Equipment Tax Replacement Money from State Tax Commission \$

14 Personal Property Tax Replacement Money from State Tax Commission \$

Total Revenue in Lieu of Taxes (line 13) 0 438000

*** RETURN THIS PAGE TO THE STATE DEPARTMENT OF EDUCATION ***


School District Name: **Alturas Preparatory Academy** School District Number: **560**

Proof of Publication The Post Register

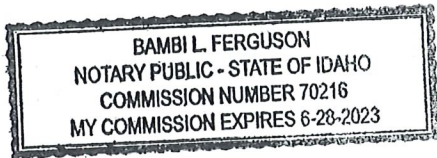
State of Idaho
County of **Bonneville**

I, ~~Dawn Giannini~~ or Collins Crapo, first being duly sworn, depose and declare: That I am a ~~Classified Manager~~ or Processing Clerk employed by Adams Publishing Group of the Rockies LLC, publisher of The Post Register, a newspaper of general circulation, published 4 days, Tuesday, Wednesday, Friday and Sunday, in Idaho Falls, Bonneville County, ID.

That the notice, of which a copy is hereto attached and made a part of this affidavit, was published in said Post Register for **1** day(s), first publication having been made on **05/26/2021** and last publication having been made on **05/26/2021**, and that said notice was published in the regular and entire issue of said paper on the respective dates of publication, and that such notice was published in the newspaper and not in a supplement.



Subscribed and sworn to before me, on this **26th** day of **May 2021**





Notary Public
My commission expires:

_____ attached jurat _____

STATE OF IDAHO
COUNTY OF **BONNEVILLE**

On this **26th** day of **May 2021**, before me, the undersigned, a Notary public for said state, personally appeared ~~Dawn Giannini~~ or Collins Crapo, known or identified to me to be the person(s) whose name(s) is/are subscribed to the within instrument, and being by me first duly sworn, declared that the statements therein are true, and acknowledged to me that he/she/they executed the same, IN WITNESS WHEREOF, I have hereunto set my hand and affixed my official seal the day and year in this certificate first above written.



Notary Public for APG of the Rockies
Residing: Idaho Falls, Idaho
Commission expires:

NOTICE IS HEREBY GIVEN, that The Alturas Preparatory Academy Public Charter School, LEA 560, Bonneville County, Idaho will hold a public hearing to approve the 2021-2022 Proposed Budget at the regular meeting on Thursday June 10 at 5:30 PM at Alturas International Academy, 151 N. Ridge Ave, Idaho Falls, ID 83402. Copies of the proposed budgets are available for inspection at <https://www.alturasprep.org/> will remain available until the regular meeting, as provided by law.

SUMMARY STATEMENT 2021 - 2022 SCHOOL BUDGET

ALL FUNDS

Alturas Preparatory Academy - Opening August 2021

	GENERAL M & O FUND				ALL OTHER FUNDS			
	Prior Year Actual 2018-2019	Prior Year Actual 2019-2020	Prior Year Actual/Budget 2020-2021	Proposed Budget 2021-2022	Prior Year Actual 2018-2019	Prior Year Actual 2019-2020	Prior Year Actual/Budget 2020-2021	Proposed Budget 2021-2022
REVENUES								
Beginning Balances	\$ -	\$ -	\$ -	\$ -	\$ -	\$ -	\$ -	\$ -
Local Tax Revenue	\$ -	\$ -	\$ -	\$ -	\$ -	\$ -	\$ -	\$ -
Other Local	\$ -	\$ -	\$ -	\$ 500,000	\$ -	\$ -	\$ -	\$ -
County Revenue	\$ -	\$ -	\$ -	\$ -	\$ -	\$ -	\$ -	\$ -
State Revenue	\$ -	\$ -	\$ -	\$ 2,415,833	\$ -	\$ -	\$ -	\$ -
Federal Revenue	\$ -	\$ -	\$ -	\$ -	\$ -	\$ -	\$ -	\$ 30,776
Other Sources	\$ -	\$ -	\$ -	\$ -	\$ -	\$ -	\$ -	\$ -
Totals	\$0	\$0	\$0	\$2,915,833	\$0	\$0	\$0	\$30,776
EXPENDITURES								
Salaries	\$ -	\$ -	\$ -	\$ 1,091,649	\$ -	\$ -	\$ -	\$ 14,172
Benefits	\$ -	\$ -	\$ -	\$ 365,151	\$ -	\$ -	\$ -	\$ 1,174
Purchased Services	\$ -	\$ -	\$ -	\$ 346,245	\$ -	\$ -	\$ -	\$ 15,430
Supplies & Materials	\$ -	\$ -	\$ -	\$ 266,024	\$ -	\$ -	\$ -	\$ -
Capital Outlay	\$ -	\$ -	\$ -	\$ 544,419	\$ -	\$ -	\$ -	\$ -
Debt Retirement	\$ -	\$ -	\$ -	\$ -	\$ -	\$ -	\$ -	\$ -
Insurance & Judgments	\$ -	\$ -	\$ -	\$ -	\$ -	\$ -	\$ -	\$ -
Transfers (net)	\$ -	\$ -	\$ -	\$ -	\$ -	\$ -	\$ -	\$ -
Contingency Reserve	\$ -	\$ -	\$ -	\$ -	\$ -	\$ -	\$ -	\$ -
Unappropriated Balances	\$ -	\$ -	\$ -	\$ 302,345	\$ -	\$ -	\$ -	\$ -
Totals	\$ -	\$ -	\$ -	\$ 2,915,833	\$ -	\$ -	\$ -	\$ 30,776

A copy of the Charter School Budget is available for public inspection at <https://www.alturasprep.org/>

**BUDGET
REVENUES**
July 1, 2021 - June 30, 2022

Line	Code	REVENUES Item	Prior Year Budget	Proposed Budget		Line	Code	REVENUES Item	Prior Year Budget	Proposed Budget	
				Line Amounts	Totals					Line Amounts	Totals
1	320000	Estimated Fund Balance		*****		40	429000	Other County			
2		as of July 1	0	*****	0	41	420000	TOTAL COUNTY **	0	*****	0
3	411100	Taxes-General M & O				42					
4	411200	Taxes-Supplemental				43	431100	Base Support Program		1,655,766CR	
5	411300	Taxes-Emergency				44	431200	Transportation Support		78,975CR	
6	411400	Taxes-Tort				45	431400	Except Child/SED Support			
7	411500	Taxes-Cooperative				46	431500	Border Tuition Support			
8	411600	Taxes-Tuition				47	431600	Tuition Equivalency			
9	411700	Taxes-Migrant				48	431800	Benefit Apportionment		216,630CR	
10	411900	Taxes-Other				49	431900	Other State Support		195,111CR	
11	412100	Taxes-Plant Facility				50	432100	Driver Education Prog.			
12	412500	Taxes-Bond & Interest				51	432400	Professional Technical Prog			
13		TOTAL TAXES **	0	*****	0	52	437000	Lottery/Additional State Maint			
14	413000	Penalty: Delinquent Taxes				53	438000	Rev in Lieu of/Ag Equip Tax			
15						54	439000	Other State Revenue			
16	414100	Tuition - Individuals				55					
17	414200	Tuition-Districts in Idaho				56	430000	TOTAL STATE **	0	*****	2,146,482
18	414300	Tuition-Out of State Districts				57					
19						58	442000	Indirect Unrestricted Fed.			
20	415000	Earnings on Investments				59	443000	Direct Restricted Fed.			
21						60	445100	Title I - ESEA			
22	416100	School Food Service				61	445200	Title VI, ESEA-Innovative Pr			
23	416200	Meal Sales: Non-Reimb.				62	445300	Perkins III-Voc Tech Act			
24	416900	Other Food Sales				63	445400	Adult Education			
25						64	445500	Child Nutrition Reimb.			
26	417100	Admissions/Activities				65	445600	Title VI-B			
27	417200	Bookstore Sales				66	445900	Other Indirect Fed. Prog.			
28	417300	Clubs, Org. Dues, Etc.				67	448200	Impact Aid - P.L. 874			
29	417400	School Fees & Charges				68	440000	TOTAL FEDERAL **	0	*****	0
30	417900	Other Student Revenues				69					
31						70	451000	Proceeds: Bonds,Capital Leases			
32	418100	Community Service				71	453000	Sale of Fixed Assets			
33						72	450000	TOTAL OTHER **	0	*****	0
34	419100	Rentals				73					
35	419200	Contributions/Donations				74		TOTAL REVENUES **	0	*****	2,646,482
36	419300	Transportaion Fees				75					
37	419900	Other Local				76	460000	TRANSFERS IN			
38		TOTAL OTHER LOCAL **	0	*****	500,000CR	77					
39	410000	TOTAL LOCAL ** (Line 13 + 38)	0	*****	500,000CR	78	400000	BAL.+ REVENUE + TRANS. (Lines 1 + 74 + 76)	0	*****	2,646,482

**BUDGET
EXPENDITURES**
July 1, 2021 - June 30, 2022

Line	Code	EXPENDITURES Functions/Programs	Prior Year Budget	Proposed Budget	100 Salaries	200 Benefits	300 Purchased Services	400 Supplies Materials	500 Capital Objects	600 Debt Retirement	700 Insurance- Judgment	800 Transfers
39	691	Other Support Services Prog.										
40												
41	600	TOTAL SUPPORT SERV.**	0	1,062,740	273,126	0	728,836	48,778	0	0	12,000	0
42												
43	710	Child Nutrition Program										
44	720	Community Services Program										
45	730	Enterprise Operations										
46	740	Student Activity Program										
47	700	TOTAL NON-INSTRUCTION**	0	0	0	0	0	0	0	0	0	0
48												
49	810	Capital Assets-Student Occ										
50	811	Capital Assets-Non Student Occ										
51	800	TOTAL CAPITAL ASSETS PROG**	0	0	0	0	0	0	0	0	0	0
52												
53	911	Debt Services Prog.-Princ.										
54	912	Debt Services Prog.-Int.										
55	913	Debt Serv Prog-Refnded Debt										
56	920	Transfers Out										
57												
58	900	TOTAL OTHER SERVICES **	0	0	0	0	0	0	0	0	0	0
59												
60		TOTAL EXPENDITURES ** (Lines 14+41+47+51+58) **	0	2,354,965	1,056,977	366,325	774,185	145,478	0	0	12,000	0
61												
62	950	Contingency Reserve (5% of Line 60)										
63												
64		TOTAL APPROPRIATION (Line 60 + Line 62)	0	2,354,965								
65												
66		BUDGET SUMMARY										
67												
68		Beginning Fund Balance										
69		Revenues + Transfers In		2,646,482CR								
70		TOTAL REVENUE (68 + 69)	0	2,646,482CR								
71												
72		Total Appropriation		2,354,965								
73		Unappropriated Balance		291,517								
74		TOTAL APPROPRIATION (72+73)	0	2,646,482								

BUDGET SUMMARY

The total on line 70 must equal the total on line 74

**BUDGET
REVENUES**
July 1, 2021 - June 30, 2022

Line	Code	REVENUES Item	Prior Year Budget	Proposed Budget		Line	Code	REVENUES Item	Prior Year Budget	Proposed Budget	
				Line Amounts	Totals					Line Amounts	Totals
1	320000	Estimated Fund Balance		*****		40	429000	Other County			
2		as of July 1	0	*****	0	41	420000	TOTAL COUNTY **	0	*****	0
3	411100	Taxes-General M & O				42					
4	411200	Taxes-Supplemental				43	431100	Base Support Program			
5	411300	Taxes-Emergency				44	431200	Transportation Support			
6	411400	Taxes-Tort				45	431400	Except Child/SED Support			
7	411500	Taxes-Cooperative				46	431500	Border Tuition Support			
8	411600	Taxes-Tuition				47	431600	Tuition Equivalency			
9	411700	Taxes-Migrant				48	431800	Benefit Apportionment			
10	411900	Taxes-Other				49	431900	Other State Support		73,230CR	
11	412100	Taxes-Plant Facility				50	432100	Driver Education Prog.			
12	412500	Taxes-Bond & Interest				51	432400	Professional Technical Prog			
13		TOTAL TAXES **	0	*****	0	52	437000	Lottery/Additional State Maint			
14	413000	Penalty: Delinquent Taxes				53	438000	Rev in Lieu of/Ag Equip Tax			
15						54	439000	Other State Revenue			
16	414100	Tuition - Individuals				55					
17	414200	Tuition-Districts in Idaho				56	430000	TOTAL STATE **	0	*****	73,230
18	414300	Tuition-Out of State Districts				57					
19						58	442000	Indirect Unrestricted Fed.			
20	415000	Earnings on Investments				59	443000	Direct Restricted Fed.			
21						60	445100	Title I - ESEA			
22	416100	School Food Service				61	445200	Title VI, ESEA-Innovative Pr			
23	416200	Meal Sales: Non-Reimb.				62	445300	Perkins III-Voc Tech Act			
24	416900	Other Food Sales				63	445400	Adult Education			
25						64	445500	Child Nutrition Reimb.			
26	417100	Admissions/Activities				65	445600	Title VI-B			
27	417200	Bookstore Sales				66	445900	Other Indirect Fed. Prog.			
28	417300	Clubs, Org. Dues, Etc.				67	448200	Impact Aid - P.L. 874			
29	417400	School Fees & Charges				68	440000	TOTAL FEDERAL **	0	*****	0
30	417900	Other Student Revenues				69					
31						70	451000	Proceeds: Bonds,Capital Leases			
32	418100	Community Service				71	453000	Sale of Fixed Assets			
33						72	450000	TOTAL OTHER **	0	*****	0
34	419100	Rentals				73					
35	419200	Contributions/Donations				74		TOTAL REVENUES **	0	*****	73,230
36	419300	Transportaion Fees				75					
37	419900	Other Local				76	460000	TRANSFERS IN			
38		TOTAL OTHER LOCAL **	0	*****	0	77					
39	410000	TOTAL LOCAL ** (Line 13 + 38)	0	*****	0	78	400000	BAL.+ REVENUE + TRANS. (Lines 1 + 74 + 76)	0	*****	73,230

**BUDGET
EXPENDITURES**
July 1, 2021 - June 30, 2022

Line	Code	EXPENDITURES Functions/Programs	Prior Year Budget	Proposed Budget	100 Salaries	200 Benefits	300 Purchased Services	400 Supplies Materials	500 Capital Objects	600 Debt Retirement	700 Insurance- Judgment	800 Transfers
39	691	Other Support Services Prog.										
40												
41	600	TOTAL SUPPORT SERV.**	0	0	0	0	0	0	0	0	0	0
42												
43	710	Child Nutrition Program										
44	720	Community Services Program										
45	730	Enterprise Operations										
46	740	Student Activity Program										
47	700	TOTAL NON-INSTRUCTION**	0	0	0	0	0	0	0	0	0	0
48												
49	810	Capital Assets-Student Occ										
50	811	Capital Assets-Non Student Occ										
51	800	TOTAL CAPITAL ASSETS PROG**	0	0	0	0	0	0	0	0	0	0
52												
53	911	Debt Services Prog.-Princ.										
54	912	Debt Services Prog.-Int.										
55	913	Debt Serv Prog-Refnded Debt										
56	920	Transfers Out										
57												
58	900	TOTAL OTHER SERVICES **	0	0	0	0	0	0	0	0	0	0
59												
60		TOTAL EXPENDITURES ** (Lines 14+41+47+51+58) **	0	85,230	15,000	0	30,838	0	39,392	0	0	0
61												
62	950	Contingency Reserve (5% of Line 60)										
63												
64		TOTAL APPROPRIATION (Line 60 + Line 62)	0	85,230								
65												
66		BUDGET SUMMARY										
67												
68		Beginning Fund Balance										
69		Revenues + Transfers In		73,230CR								
70		TOTAL REVENUE (68 + 69)	0	73,230CR								
71												
72		Total Appropriation		85,230								
73		Unappropriated Balance		12,000CR								
74		TOTAL APPROPRIATION (72+73)	0	73,230								

BUDGET SUMMARY

The total on line 70 must equal the total on line 74

**BUDGET
REVENUES**
July 1, 2021 - June 30, 2022

Line	Code	REVENUES Item	Prior Year Budget	Proposed Budget		Line	Code	REVENUES Item	Prior Year Budget	Proposed Budget	
				Line Amounts	Totals					Line Amounts	Totals
1	320000	Estimated Fund Balance		*****		40	429000	Other County			
2		as of July 1	0	*****	0	41	420000	TOTAL COUNTY **	0	*****	
3	411100	Taxes-General M & O				42					
4	411200	Taxes-Supplemental				43	431100	Base Support Program			
5	411300	Taxes-Emergency				44	431200	Transportation Support			
6	411400	Taxes-Tort				45	431400	Except Child/SED Support			
7	411500	Taxes-Cooperative				46	431500	Border Tuition Support			
8	411600	Taxes-Tuition				47	431600	Tuition Equivalency			
9	411700	Taxes-Migrant				48	431800	Benefit Apportionment			
10	411900	Taxes-Other				49	431900	Other State Support		4,668CR	
11	412100	Taxes-Plant Facility				50	432100	Driver Education Prog.			
12	412500	Taxes-Bond & Interest				51	432400	Professional Technical Prog			
13		TOTAL TAXES **	0	*****	0	52	437000	Lottery/Additional State Maint			
14	413000	Penalty: Delinquent Taxes				53	438000	Rev in Lieu of/Ag Equip Tax			
15						54	439000	Other State Revenue			
16	414100	Tuition - Individuals				55					
17	414200	Tuition-Districts in Idaho				56	430000	TOTAL STATE **	0	*****	4,668
18	414300	Tuition-Out of State Districts				57					
19						58	442000	Indirect Unrestricted Fed.			
20	415000	Earnings on Investments				59	443000	Direct Restricted Fed.			
21						60	445100	Title I - ESEA			
22	416100	School Food Service				61	445200	Title VI, ESEA-Innovative Pr			
23	416200	Meal Sales: Non-Reimb.				62	445300	Perkins III-Voc Tech Act			
24	416900	Other Food Sales				63	445400	Adult Education			
25						64	445500	Child Nutrition Reimb.			
26	417100	Admissions/Activities				65	445600	Title VI-B			
27	417200	Bookstore Sales				66	445900	Other Indirect Fed. Prog.			
28	417300	Clubs, Org. Dues, Etc.				67	448200	Impact Aid - P.L. 874			
29	417400	School Fees & Charges				68	440000	TOTAL FEDERAL **	0	*****	
30	417900	Other Student Revenues				69					
31						70	451000	Proceeds: Bonds,Capital Leases			
32	418100	Community Service				71	453000	Sale of Fixed Assets			
33						72	450000	TOTAL OTHER **	0	*****	
34	419100	Rentals				73					
35	419200	Contributions/Donations				74		TOTAL REVENUES **	0	*****	4,668
36	419300	Transportaion Fees				75					
37	419900	Other Local				76	460000	TRANSFERS IN			
38		TOTAL OTHER LOCAL **	0	*****	0	77					
39	410000	TOTAL LOCAL ** (Line 13 + 38)	0	*****	0	78	400000	BAL.+ REVENUE + TRANS. (Lines 1 + 74 + 76)	0	*****	4,668

**BUDGET
EXPENDITURES**
July 1, 2021 - June 30, 2022

Line	Code	EXPENDITURES Functions/Programs	Prior Year Budget	Proposed Budget	100 Salaries	200 Benefits	300 Purchased Services	400 Supplies Materials	500 Capital Objects	600 Debt Retirement	700 Insurance- Judgment	800 Transfers
39	691	Other Support Services Prog.										
40												
41	600	TOTAL SUPPORT SERV.**	0	0	0	0	0	0	0	0	0	0
42												
43	710	Child Nutrition Program										
44	720	Community Services Program										
45	730	Enterprise Operations										
46	740	Student Activity Program										
47	700	TOTAL NON-INSTRUCTION**	0	0	0	0	0	0	0	0	0	0
48												
49	810	Capital Assets-Student Occ										
50	811	Capital Assets-Non Student Occ										
51	800	TOTAL CAPITAL ASSETS PROG**	0	0	0	0	0	0	0	0	0	0
52												
53	911	Debt Services Prog.-Princ.										
54	912	Debt Services Prog.-Int.										
55	913	Debt Serv Prog-Refnded Debt										
56	920	Transfers Out										
57												
58	900	TOTAL OTHER SERVICES **	0	0	0	0	0	0	0	0	0	0
59												
60		TOTAL EXPENDITURES ** (Lines 14+41+47+51+58) **	0	0	0	0	0	0	0	0	0	0
61												
62	950	Contingency Reserve (5% of Line 60)										
63												
64		TOTAL APPROPRIATION (Line 60 + Line 62)	0	0								
65												
66		BUDGET SUMMARY										
67												
68		Beginning Fund Balance										
69		Revenues + Transfers In		4,668CR								
70		TOTAL REVENUE (68 + 69)	0	4,668CR								
71												
72		Total Appropriation										
73		Unappropriated Balance		4,668								
74		TOTAL APPROPRIATION (72+73)	0	4,668								

BUDGET SUMMARY

The total on line 70 must equal the total on line 74

**BUDGET
REVENUES**
July 1, 2021 - June 30, 2022

Line	Code	REVENUES Item	Prior Year Budget	Proposed Budget		Line	Code	REVENUES Item	Prior Year Budget	Proposed Budget	
				Line Amounts	Totals					Line Amounts	Totals
1	320000	Estimated Fund Balance		*****		40	429000	Other County			
2		as of July 1	0	*****	0	41	420000	TOTAL COUNTY **	0	*****	
3	411100	Taxes-General M & O				42					
4	411200	Taxes-Supplemental				43	431100	Base Support Program			
5	411300	Taxes-Emergency				44	431200	Transportation Support			
6	411400	Taxes-Tort				45	431400	Except Child/SED Support			
7	411500	Taxes-Cooperative				46	431500	Border Tuition Support			
8	411600	Taxes-Tuition				47	431600	Tuition Equivalency			
9	411700	Taxes-Migrant				48	431800	Benefit Apportionment			
10	411900	Taxes-Other				49	431900	Other State Support			
11	412100	Taxes-Plant Facility				50	432100	Driver Education Prog.			
12	412500	Taxes-Bond & Interest				51	432400	Professional Technical Prog			
13		TOTAL TAXES **	0	*****	0	52	437000	Lottery/Additional State Maint			
14	413000	Penalty: Delinquent Taxes				53	438000	Rev in Lieu of/Ag Equip Tax			
15						54	439000	Other State Revenue			
16	414100	Tuition - Individuals				55					
17	414200	Tuition-Districts in Idaho				56	430000	TOTAL STATE **	0	*****	
18	414300	Tuition-Out of State Districts				57					
19						58	442000	Indirect Unrestricted Fed.			
20	415000	Earnings on Investments				59	443000	Direct Restricted Fed.			
21						60	445100	Title I - ESEA		15,346CR	
22	416100	School Food Service				61	445200	Title VI, ESEA-Innovative Pr			
23	416200	Meal Sales: Non-Reimb.				62	445300	Perkins III-Voc Tech Act			
24	416900	Other Food Sales				63	445400	Adult Education			
25						64	445500	Child Nutrition Reimb.			
26	417100	Admissions/Activities				65	445600	Title VI-B			
27	417200	Bookstore Sales				66	445900	Other Indirect Fed. Prog.			
28	417300	Clubs, Org. Dues, Etc.				67	448200	Impact Aid - P.L. 874			
29	417400	School Fees & Charges				68	440000	TOTAL FEDERAL **	0	*****	15,346
30	417900	Other Student Revenues				69					
31						70	451000	Proceeds: Bonds,Capital Leases			
32	418100	Community Service				71	453000	Sale of Fixed Assets			
33						72	450000	TOTAL OTHER **	0	*****	
34	419100	Rentals				73					
35	419200	Contributions/Donations				74		TOTAL REVENUES **	0	*****	15,346
36	419300	Transportaion Fees				75					
37	419900	Other Local				76	460000	TRANSFERS IN			
38		TOTAL OTHER LOCAL **	0	*****	0	77					
39	410000	TOTAL LOCAL ** (Line 13 + 38)	0	*****	0	78	400000	BAL.+ REVENUE + TRANS. (Lines 1 + 74 + 76)	0	*****	15,346

**BUDGET
EXPENDITURES**
July 1, 2021 - June 30, 2022

Line	Code	EXPENDITURES Functions/Programs	Prior Year Budget	Proposed Budget	100 Salaries	200 Benefits	300 Purchased Services	400 Supplies Materials	500 Capital Objects	600 Debt Retirement	700 Insurance- Judgment	800 Transfers
39	691	Other Support Services Prog.										
40												
41	600	TOTAL SUPPORT SERV.**	0	0	0	0	0	0	0	0	0	0
42												
43	710	Child Nutrition Program										
44	720	Community Services Program										
45	730	Enterprise Operations										
46	740	Student Activity Program										
47	700	TOTAL NON-INSTRUCTION**	0	0	0	0	0	0	0	0	0	0
48												
49	810	Capital Assets-Student Occ										
50	811	Capital Assets-Non Student Occ										
51	800	TOTAL CAPITAL ASSETS PROG**	0	0	0	0	0	0	0	0	0	0
52												
53	911	Debt Services Prog.-Princ.										
54	912	Debt Services Prog.-Int.										
55	913	Debt Serv Prog-Refnded Debt										
56	920	Transfers Out										
57												
58	900	TOTAL OTHER SERVICES **	0	0	0	0	0	0	0	0	0	0
59												
60		TOTAL EXPENDITURES ** (Lines 14+41+47+51+58) **	0	18,240	18,240	0	0	0	0	0	0	0
61												
62	950	Contingency Reserve (5% of Line 60)										
63												
64		TOTAL APPROPRIATION (Line 60 + Line 62)	0	18,240								
65												
66		BUDGET SUMMARY										
67												
68		Beginning Fund Balance										
69		Revenues + Transfers In		15,346CR								
70		TOTAL REVENUE (68 + 69)	0	15,346CR								
71												
72		Total Appropriation		18,240								
73		Unappropriated Balance		2,894CR								
74		TOTAL APPROPRIATION (72+73)	0	15,346								

BUDGET SUMMARY

The total on line 70 must equal the total on line 74

**BUDGET
REVENUES**
July 1, 2021 - June 30, 2022

Line	Code	REVENUES Item	Prior Year Budget	Proposed Budget		Line	Code	REVENUES Item	Prior Year Budget	Proposed Budget	
				Line Amounts	Totals					Line Amounts	Totals
1	320000	Estimated Fund Balance		*****		40	429000	Other County			
2		as of July 1	0	*****	0	41	420000	TOTAL COUNTY **	0	*****	
3	411100	Taxes-General M & O				42					
4	411200	Taxes-Supplemental				43	431100	Base Support Program			
5	411300	Taxes-Emergency				44	431200	Transportation Support			
6	411400	Taxes-Tort				45	431400	Except Child/SED Support			
7	411500	Taxes-Cooperative				46	431500	Border Tuition Support			
8	411600	Taxes-Tuition				47	431600	Tuition Equivalency			
9	411700	Taxes-Migrant				48	431800	Benefit Apportionment			
10	411900	Taxes-Other				49	431900	Other State Support			
11	412100	Taxes-Plant Facility				50	432100	Driver Education Prog.			
12	412500	Taxes-Bond & Interest				51	432400	Professional Technical Prog			
13		TOTAL TAXES **	0	*****	0	52	437000	Lottery/Additional State Maint			
14	413000	Penalty: Delinquent Taxes				53	438000	Rev in Lieu of/Ag Equip Tax			
15						54	439000	Other State Revenue			
16	414100	Tuition - Individuals				55					
17	414200	Tuition-Districts in Idaho				56	430000	TOTAL STATE **	0	*****	
18	414300	Tuition-Out of State Districts				57					
19						58	442000	Indirect Unrestricted Fed.			
20	415000	Earnings on Investments				59	443000	Direct Restricted Fed.			
21						60	445100	Title I - ESEA			
22	416100	School Food Service				61	445200	Title VI, ESEA-Innovative Pr			
23	416200	Meal Sales: Non-Reimb.				62	445300	Perkins III-Voc Tech Act			
24	416900	Other Food Sales				63	445400	Adult Education			
25						64	445500	Child Nutrition Reimb.			
26	417100	Admissions/Activities				65	445600	Title VI-B		11,700CR	
27	417200	Bookstore Sales				66	445900	Other Indirect Fed. Prog.			
28	417300	Clubs, Org. Dues, Etc.				67	448200	Impact Aid - P.L. 874			
29	417400	School Fees & Charges				68	440000	TOTAL FEDERAL **	0	*****	11,700
30	417900	Other Student Revenues				69					
31						70	451000	Proceeds: Bonds,Capital Leases			
32	418100	Community Service				71	453000	Sale of Fixed Assets			
33						72	450000	TOTAL OTHER **	0	*****	
34	419100	Rentals				73					
35	419200	Contributions/Donations				74		TOTAL REVENUES **	0	*****	11,700
36	419300	Transportaion Fees				75					
37	419900	Other Local				76	460000	TRANSFERS IN			
38		TOTAL OTHER LOCAL **	0	*****	0	77					
39	410000	TOTAL LOCAL ** (Line 13 + 38)	0	*****	0	78	400000	BAL.+ REVENUE + TRANS. (Lines 1 + 74 + 76)	0	*****	11,700

**BUDGET
EXPENDITURES**
July 1, 2021 - June 30, 2022

Line	Code	EXPENDITURES Functions/Programs	Prior Year Budget	Proposed Budget	100 Salaries	200 Benefits	300 Purchased Services	400 Supplies Materials	500 Capital Objects	600 Debt Retirement	700 Insurance- Judgment	800 Transfers
39	691	Other Support Services Prog.										
40												
41	600	TOTAL SUPPORT SERV.**	0	0	0	0	0	0	0	0	0	0
42												
43	710	Child Nutrition Program										
44	720	Community Services Program										
45	730	Enterprise Operations										
46	740	Student Activity Program										
47	700	TOTAL NON-INSTRUCTION**	0	0	0	0	0	0	0	0	0	0
48												
49	810	Capital Assets-Student Occ										
50	811	Capital Assets-Non Student Occ										
51	800	TOTAL CAPITAL ASSETS PROG**	0	0	0	0	0	0	0	0	0	0
52												
53	911	Debt Services Prog.-Princ.										
54	912	Debt Services Prog.-Int.										
55	913	Debt Serv Prog-Refnded Debt										
56	920	Transfers Out										
57												
58	900	TOTAL OTHER SERVICES **	0	0	0	0	0	0	0	0	0	0
59												
60		TOTAL EXPENDITURES ** (Lines 14+41+47+51+58) **	0	11,700	0	0	11,700	0	0	0	0	0
61												
62	950	Contingency Reserve (5% of Line 60)										
63												
64		TOTAL APPROPRIATION (Line 60 + Line 62)	0	11,700								
65												
66		BUDGET SUMMARY										
67												
68		Beginning Fund Balance										
69		Revenues + Transfers In		11,700CR								
70		TOTAL REVENUE (68 + 69)	0	11,700CR								
71												
72		Total Appropriation		11,700								
73		Unappropriated Balance										
74		TOTAL APPROPRIATION (72+73)	0	11,700								

BUDGET SUMMARY

The total on line 70 must equal the total on line 74

**BUDGET
REVENUES**
July 1, 2021 - June 30, 2022

Line	Code	REVENUES Item	Prior Year Budget	Proposed Budget		Line	Code	REVENUES Item	Prior Year Budget	Proposed Budget	
				Line Amounts	Totals					Line Amounts	Totals
1	320000	Estimated Fund Balance		*****		40	429000	Other County			
2		as of July 1	0	*****	0	41	420000	TOTAL COUNTY **	0	*****	0
3	411100	Taxes-General M & O				42					
4	411200	Taxes-Supplemental				43	431100	Base Support Program			
5	411300	Taxes-Emergency				44	431200	Transportation Support			
6	411400	Taxes-Tort				45	431400	Except Child/SED Support			
7	411500	Taxes-Cooperative				46	431500	Border Tuition Support			
8	411600	Taxes-Tuition				47	431600	Tuition Equivalency			
9	411700	Taxes-Migrant				48	431800	Benefit Apportionment			
10	411900	Taxes-Other				49	431900	Other State Support			
11	412100	Taxes-Plant Facility				50	432100	Driver Education Prog.			
12	412500	Taxes-Bond & Interest				51	432400	Professional Technical Prog			
13		TOTAL TAXES **	0	*****	0	52	437000	Lottery/Additional State Maint			
14	413000	Penalty: Delinquent Taxes				53	438000	Rev in Lieu of/Ag Equip Tax			
15						54	439000	Other State Revenue			
16	414100	Tuition - Individuals				55					
17	414200	Tuition-Districts in Idaho				56	430000	TOTAL STATE **	0	*****	0
18	414300	Tuition-Out of State Districts				57					
19						58	442000	Indirect Unrestricted Fed.			
20	415000	Earnings on Investments				59	443000	Direct Restricted Fed.			
21						60	445100	Title I - ESEA			
22	416100	School Food Service				61	445200	Title VI, ESEA-Innovative Pr			
23	416200	Meal Sales: Non-Reimb.				62	445300	Perkins III-Voc Tech Act			
24	416900	Other Food Sales				63	445400	Adult Education			
25						64	445500	Child Nutrition Reimb.			
26	417100	Admissions/Activities				65	445600	Title VI-B			
27	417200	Bookstore Sales				66	445900	Other Indirect Fed. Prog.			3,730CR
28	417300	Clubs, Org. Dues, Etc.				67	448200	Impact Aid - P.L. 874			
29	417400	School Fees & Charges				68	440000	TOTAL FEDERAL **	0	*****	3,730
30	417900	Other Student Revenues				69					
31						70	451000	Proceeds: Bonds,Capital Leases			
32	418100	Community Service				71	453000	Sale of Fixed Assets			
33						72	450000	TOTAL OTHER **	0	*****	0
34	419100	Rentals				73					
35	419200	Contributions/Donations				74		TOTAL REVENUES **	0	*****	3,730
36	419300	Transportaion Fees				75					
37	419900	Other Local				76	460000	TRANSFERS IN			
38		TOTAL OTHER LOCAL **	0	*****	0	77					
39	410000	TOTAL LOCAL ** (Line 13 + 38)	0	*****	0	78	400000	BAL.+ REVENUE + TRANS. (Lines 1 + 74 + 76)	0	*****	3,730

**BUDGET
EXPENDITURES**
July 1, 2021 - June 30, 2022

Line	Code	EXPENDITURES Functions/Programs	Prior Year Budget	Proposed Budget	100 Salaries	200 Benefits	300 Purchased Services	400 Supplies Materials	500 Capital Objects	600 Debt Retirement	700 Insurance- Judgment	800 Transfers
39	691	Other Support Services Prog.										
40												
41	600	TOTAL SUPPORT SERV.**	0	0	0	0	0	0	0	0	0	0
42												
43	710	Child Nutrition Program										
44	720	Community Services Program										
45	730	Enterprise Operations										
46	740	Student Activity Program										
47	700	TOTAL NON-INSTRUCTION**	0	0	0	0	0	0	0	0	0	0
48												
49	810	Capital Assets-Student Occ										
50	811	Capital Assets-Non Student Occ										
51	800	TOTAL CAPITAL ASSETS PROG**	0	0	0	0	0	0	0	0	0	0
52												
53	911	Debt Services Prog.-Princ.										
54	912	Debt Services Prog.-Int.										
55	913	Debt Serv Prog-Refnded Debt										
56	920	Transfers Out										
57												
58	900	TOTAL OTHER SERVICES **	0	0	0	0	0	0	0	0	0	0
59												
60		TOTAL EXPENDITURES ** (Lines 14+41+47+51+58) **	0	0	0	0	0	0	0	0	0	0
61												
62	950	Contingency Reserve (5% of Line 60)										
63												
64		TOTAL APPROPRIATION (Line 60 + Line 62)	0	0								
65												
66		BUDGET SUMMARY										
67												
68		Beginning Fund Balance										
69		Revenues + Transfers In		3,730CR								
70		TOTAL REVENUE (68 + 69)	0	3,730CR								
71												
72		Total Appropriation										
73		Unappropriated Balance		3,730								
74		TOTAL APPROPRIATION (72+73)	0	3,730								

BUDGET SUMMARY

The total on line 70 must equal the total on line 74

**BUDGET
REVENUES**
July 1, 2021 - June 30, 2022

Line	Code	REVENUES Item	Prior Year Budget	Proposed Budget		Line	Code	REVENUES Item	Prior Year Budget	Proposed Budget	
				Line Amounts	Totals					Line Amounts	Totals
1	320000	Estimated Fund Balance		*****		40	429000	Other County			
2		as of July 1	0	*****	0	41	420000	TOTAL COUNTY **	0	*****	
3	411100	Taxes-General M & O				42					
4	411200	Taxes-Supplemental				43	431100	Base Support Program			
5	411300	Taxes-Emergency				44	431200	Transportation Support			
6	411400	Taxes-Tort				45	431400	Except Child/SED Support			
7	411500	Taxes-Cooperative				46	431500	Border Tuition Support			
8	411600	Taxes-Tuition				47	431600	Tuition Equivalency			
9	411700	Taxes-Migrant				48	431800	Benefit Apportionment			
10	411900	Taxes-Other				49	431900	Other State Support			
11	412100	Taxes-Plant Facility				50	432100	Driver Education Prog.			
12	412500	Taxes-Bond & Interest				51	432400	Professional Technical Prog			
13		TOTAL TAXES **	0	*****	0	52	437000	Lottery/Additional State Maint			
14	413000	Penalty: Delinquent Taxes				53	438000	Rev in Lieu of/Ag Equip Tax			
15						54	439000	Other State Revenue			
16	414100	Tuition - Individuals				55					
17	414200	Tuition-Districts in Idaho				56	430000	TOTAL STATE **	0	*****	
18	414300	Tuition-Out of State Districts				57					
19						58	442000	Indirect Unrestricted Fed.			
20	415000	Earnings on Investments				59	443000	Direct Restricted Fed.			
21						60	445100	Title I - ESEA			
22	416100	School Food Service				61	445200	Title VI, ESEA-Innovative Pr			
23	416200	Meal Sales: Non-Reimb.				62	445300	Perkins III-Voc Tech Act			
24	416900	Other Food Sales				63	445400	Adult Education			
25						64	445500	Child Nutrition Reimb.		191,453CR	
26	417100	Admissions/Activities				65	445600	Title VI-B			
27	417200	Bookstore Sales				66	445900	Other Indirect Fed. Prog.			
28	417300	Clubs, Org. Dues, Etc.				67	448200	Impact Aid - P.L. 874			
29	417400	School Fees & Charges				68	440000	TOTAL FEDERAL **	0	*****	191,453
30	417900	Other Student Revenues				69					
31						70	451000	Proceeds: Bonds,Capital Leases			
32	418100	Community Service				71	453000	Sale of Fixed Assets			
33						72	450000	TOTAL OTHER **	0	*****	
34	419100	Rentals				73					
35	419200	Contributions/Donations				74		TOTAL REVENUES **	0	*****	191,453
36	419300	Transportaion Fees				75					
37	419900	Other Local				76	460000	TRANSFERS IN			
38		TOTAL OTHER LOCAL **	0	*****	0	77					
39	410000	TOTAL LOCAL ** (Line 13 + 38)	0	*****	0	78	400000	BAL.+ REVENUE + TRANS. (Lines 1 + 74 + 76)	0	*****	191,453

**BUDGET
EXPENDITURES**
July 1, 2021 - June 30, 2022

Line	Code	EXPENDITURES Functions/Programs	Prior Year Budget	Proposed Budget	100 Salaries	200 Benefits	300 Purchased Services	400 Supplies Materials	500 Capital Objects	600 Debt Retirement	700 Insurance- Judgment	800 Transfers
39	691	Other Support Services Prog.										
40												
41	600	TOTAL SUPPORT SERV.**	0	0	0	0	0	0	0	0	0	0
42												
43	710	Child Nutrition Program		174,129	52,296		121,833					
44	720	Community Services Program										
45	730	Enterprise Operations										
46	740	Student Activity Program										
47	700	TOTAL NON-INSTRUCTION**	0	174,129	52,296	0	121,833	0	0	0	0	0
48												
49	810	Capital Assets-Student Occ										
50	811	Capital Assets-Non Student Occ										
51	800	TOTAL CAPITAL ASSETS PROG**	0	0	0	0	0	0	0	0	0	0
52												
53	911	Debt Services Prog.-Princ.										
54	912	Debt Services Prog.-Int.										
55	913	Debt Serv Prog-Refnded Debt										
56	920	Transfers Out										
57												
58	900	TOTAL OTHER SERVICES **	0	0	0	0	0	0	0	0	0	0
59												
60		TOTAL EXPENDITURES ** (Lines 14+41+47+51+58) **	0	174,129	52,296	0	121,833	0	0	0	0	0
61												
62	950	Contingency Reserve (5% of Line 60)										
63												
64		TOTAL APPROPRIATION (Line 60 + Line 62)	0	174,129								
65												
66		BUDGET SUMMARY										
67												
68		Beginning Fund Balance										
69		Revenues + Transfers In		191,453CR								
70		TOTAL REVENUE (68 + 69)	0	191,453CR								
71												
72		Total Appropriation		174,129								
73		Unappropriated Balance		17,324								
74		TOTAL APPROPRIATION (72+73)	0	191,453								

BUDGET SUMMARY

The total on line 70 must equal the total on line 74

SUMMARY STATEMENT 2021 - 2022 SCHOOL BUDGET

ALL FUNDS

LEA Number: 560

LEA Name: Alturas Preparatory Academy

		GENERAL M & O FUND #100	ALL OTHER FUNDS	TOTAL FUNDS
Budget Line	REVENUES	Proposed Budget 2021-2022	Proposed Budget 2021-2022	Proposed Budget 2021-2022
#01	Beginning Balances	\$	\$	-
#39	Local Revenue	500,000.00	-	500,000.00
#41	County Revenue			-
#55	State Revenue	2,415,833.00	-	2,415,833.00
#68	Federal Revenue		30,776.00	30,776.00
#72	Other Sources			-
#76	Transfers*			-
	Totals	\$ 2,915,833.00	\$ 30,776.00	2,946,609.00

		GENERAL M & O FUND #100	ALL OTHER FUNDS	TOTAL FUNDS	
Budget Line	OBJ #	EXPENDITURES	Proposed Budget 2021-2022	Proposed Budget 2021-2022	Proposed Budget 2021-2022
#63	100	Salaries	\$ 1,091,649.00	\$ 14,172.00	1,105,821.00
#63	200	Benefits	365,151.00	1,174.00	366,325.00
#63	300	Purchased Services	346,245.00	15,430.00	361,675.00
#63	400	Supplies & Materials	266,024.00	-	266,024.00
#63	500	Capital Outlay	544,419.00	-	544,419.00
#63	600	Debt Retirement	-		-
#63	700	Insurance & Judgments	-		-
#63	800	Transfers*			-
#66		Contingency Reserve**			-
#79		Unappropriated Balances	302,345.00		302,345.00
		Totals	\$ 2,915,833.00	\$ 30,776.00	2,946,609.00

**All transfers-in and transfers-out should net to zero.*

*** Contingency Reserve can not exceed 5% of the General Fund*

*****PLEASE RETURN THIS PAGE TO THE STATE DEPARTMENT OF EDUCATION*****